

PALMER INDUSTRIES

- Use the **TAB** key or **MOUSE** to move through the various fields in this form, and type in your values.
- Select any **OPTIONS**, if appropriate, by clicking the mouse in the selected **OPTIONS** block.

PALMER ORDERING GUIDE:

MUST submit with ALL **CUSTOM, RUSH, and TOWEL SHELF** orders.

800.398.9676 / 401.421.1730

M-F 9-5 EST

Fax to: 401.421.4238 or Email to fran@palmerindustries.com

TO SUBMIT BY EMAIL: 1. Save the file
2. Email it to fran@palmerindustries.com

TO SUBMIT BY FAX: 1. Simply print the form
2. Fax it to 401.421.4238 (Attn: Fran)

Dealer: _____

Dealer's Fax: _____

Purchase Order: _____

Date: _____

Model #: _____

PBUL - Polished Brass Unlacquered	PN - Polished Nickel
ABUL - Aged Brass Unlacquered	SN - Satin Nickel
PC - Polished Chrome	ORB - Oil Rubbed Bronze

Finish: _____

Specify Finish: _____

Contact Person for questions on this order: _____

Phone: _____

Fax: _____

Email: _____

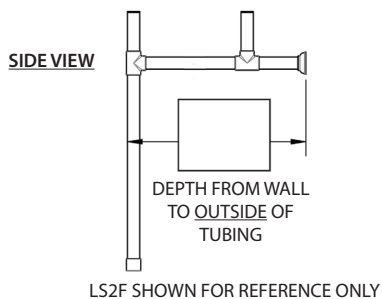
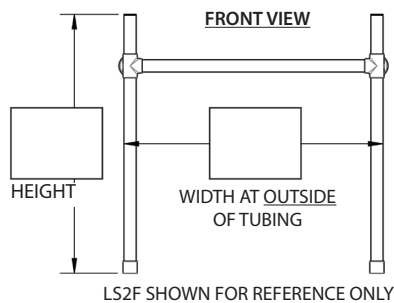
Notes: _____

RUSH SERVICE REQUESTED (see page 20 of the Price List for RUSH surcharges and policy)

- Acrylic Rod Horizontals **ACRH** Acrylic Rod Legs **ACRL** Acrylic Rod Horizontals, Legs, and Risers **ACRHL**
- Acrylic horizontal front crossbar not available with XL models.
 - Acrylic available in 1 1/2" diameter only.

When ordering Palmer stands to be used with Stone Forest sinks, please refer to the separate Palmer/Stone Forest Ordering Guide found on page 25 of the Price List or online at sinklegs.com

- ADA Compatibility
- Extra-heavy wall bracket **PLBRACKET-AL HVY**
- Solid brass finished wall bracket **PLBRACKET-BRASS**
- Shelf Support **SS**: specify Original **SS_**, Low Profile **SS_LP**, Glass Clip **SS_GC**, or Split Collar **SS_SC**: _____
- Towel Shelf **TS** **Note:** If washstand is to be cut on-site, Palmer Towel Shelf must be ordered **after** installation of washstand. Contact Palmer for Measurement Guide and proper measurement instructions.
- Reeded Tubing **R**: specify location **RH, RL, RHL** (see page 48 of the Price List for Reeded Tubing Options) _____
- Curved Crossbar: specify size **CURV36** or **CURV27** (see page 49 of the Price List) _____

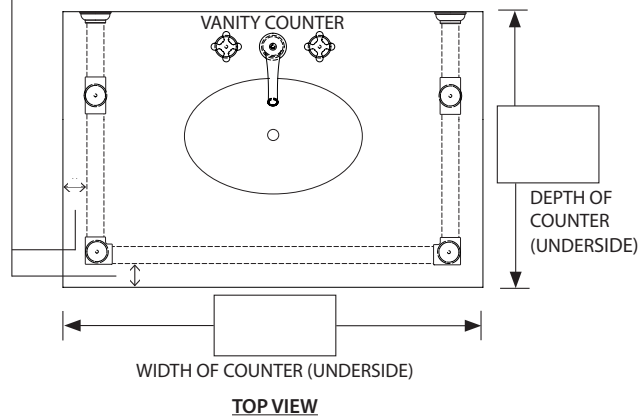


COUNTER SPECIFICATIONS:

COUNTER MATERIAL: _____
(stone, china, glass, cement, other)

COUNTER THICKNESS: _____

SPECIFY OVERLAP OF COUNTER EDGE TO OUTSIDE EDGE OF TUBING: _____



• Signature _____ Date _____

Rev. 20150129

SINKLEGS.COM

M-F 9-5 EST

tel 800.398.9676 & 401.421.1730

fax 401.421.4238